

Government of Assam
Office of the Director of Higher Education, Assam
Kahilipara, Guwahati-19

No. DHE/PA/Misc/3/2022/44

Dated Kahilipara, the 6th July/2022.

From: Sri Dharma Kanta Mili, A.C.S.
Director of Higher Education, Assam
Kahilipara, Guwahati-19.

To,

1. All the Registrars, (State Universities).
- ✓ 2. All the Principals (Govt. Colleges/Provincialised Colleges).

Sub: Regarding Chief Minister's Institutional Plantation Programme (CMIPP).

Sir/Madam,



With reference to the subject cited above, I have the honour to state that the Govt. of Assam is going to launch a massive plantation programme under the scheme Chief Minister's Institutional Plantation Programme (CMIPP) commencing from 15th July/2022 till 15th August/2022 coinciding with the completion of the yearlong celebration of 'AZADI KA AMRIT MAHOTSAV'.

Therefore, you are hereby requested to make the month long arrangement in your esteemed institution and ask the teachers and students to actively participate in the plantation drive with a motive of enhancing carbon stock through mass plantation, conservation of important native plant species including medicinal and fruit plants, beautification of institutional premises with absolute green cover and creating overall awareness for collective participation in climate change mitigation.

The minutes of the meeting along with detailed guidelines are enclosed herewith for your ready reference.

This is for your kind information and necessary action.

Yours faithfully



Director of Higher Education, Assam
 Kahilipara, Guwahati-19.

Memo No. DHE/PA/Misc/3/2022/44-A

Dated Kahilipara, the 6th July/2022.

Copy to:-

1. The Secretary to the Govt. of Assam, Science, Technology and Climate Change Department, Assam, Dispur, Guwahati-6.
2. The Director, Assam Science Technology and Environment Council for information.
3. The P.S to the Hon'ble Minister, Education, Assam, Dispur, Guwahati-6.
4. The P.S. to the Commissioner & Secretary to the Govt. of Assam, Higher Education Department, Dispur, Guwahati-6.
5. Guard file.


Director of Higher Education, Assam
Kahilipara, Guwahati-19.

MINUTES OF THE MEETING HELD ON 30.06.2022 WITH THE EDUCATION DEPARTMENT TO DISCUSS THE IMPLEMENTATION OF THE CHIEF MINISTER'S INSTITUTIONAL PLANTATION PROGRAMME IN EDUCATIONAL INSTITUTIONS:

The meeting was chaired by Chief Secretary, Assam

Members Present:

(List enclosed)

The Chairman welcomed the members and urged all entities under the Education Department to participate in the Chief Minister's Institutional Plantation Programme (CMIPP) befittingly.

1. The Secretary, Science, Technology and Climate Change (ST&CC) Department briefed the members about the objectives and implementation strategy of (CMIPP). All educational institutions under Education Department (Elementary, Secondary and Higher Education) are requested to participate in the plantation drive from 15th July to 15th August 2022.

2. The programme has the following **objectives:**

- 2.1 Enhance carbon stock through mass plantation
- 2.2 Conservation of important native plant species including medicinal and fruit plants.
- 2.3 Beautification of institutional premises with absolute green cover
- 2.4 Creating awareness for collective participation in climate change mitigation

3. The following activities are agreed to be taken up by all concerned:

(3.1) Preparation:

3.1.1. Available space for plantation to be identified by the respective institutions and recorded for uploading in the dedicated web-portal.

3.1.2 Selection of native species for plantation based on suitability of the premises.

Institutions may select species from the list provided by Assam Science Technology and Environment Council (ASTECC) or other native species suitable for the premises. (list of species provided by ASTEC is enclosed herewith)

3.1.3 Preparation of site for plantation

3.1.4 To approach local offices of Forest and Agriculture Department for saplings and for technical guidance, if necessary.

3.2 Plantation Drive:

3.2.1 **Launch:** To be launched on 15th July 2022 by all heads of offices and institutions at headquarters and districts. Hon'ble Chief Minister would launch the programme on 15th July 2022 from a premises of his choice.

3.2.2 Plantation drive will continue till 15th August 2022 which is going to coincide with the concluding ceremony of "Azadi Ka Amrit Mahotsav".

3.2.3. **Culmination of Plantation Drive:** On 15th August 2022 the institutions would revisit the plantations already done and assess the survival and upload the report on portal created for this purpose.

3.3 Monitoring:

3.3.1 Web-portal for monitoring the plantation will be shared by the Science, Technology and Climate Change Department.

- 3.3.2 The heads of the institutions would upload the geo-tagged photographs of the planted sapling in the web-portal immediately after plantation and upload particulars about survival every three months for three years.
- 3.3.3 Schools and colleges having "Youth and Eco-clubs", "Eco-clubs" and "College Environment Cells" may take the CMIPP as part of activities of such existing programmes in the institutes.
- 3.3.4. The Director, Technical Education will hold a video-conference (VC) with the Principals of the engineering colleges and polytechnics. Director, Higher Education may also hold VC with universities to disseminate the instructions regarding implementation of the scheme.
- 3.3.5 It was also suggested that in schools and colleges students may be entrusted responsibilities of taking care of plants individually or in groups for 3 years
- 3.3.6 An award will be constituted to recognize and honour the best organized School/College/University campus under CMIPP
- 3.3.7. The Secretary, ST&CC Department sought active cooperation and participation of all concerned to make the programme successful.

The meeting ended with thanks to and from the Chair.


Sd/-
(Jishnu Baruah, IAS)
Chief Secretary, Assam

Dated Dispur, 5th July, 2022

Memo No. STE. 40/2022/Pt/3-A

Copy to:-

1. Mission Director, SSA for kind information
2. S.O. to Chief Secretary, Assam for kind information
3. PPS to Hon'ble Chief Minister, Assam for kind information
4. The Director, Science & Technology for kind information
5. The Director, Higher/Technical/Secondary/Elementary Education, Assam for kind information and necessary action
6. Director, Assam Science Technology and Environment Council for kind information and necessary action
7. P.S. to Hon'ble Minister, Science, Technology & Climate Change, Assam for kind information
8. P.S. to Commissioner & Secretary, Higher Education for kind information of the Commissioner & Secretary
9. P.S. to Secretary, Secondary/Elementary Education for kind information
10. Person concerned.....
11. Guard file
12. Office copy


Additional Secretary to the Govt. of Assam
Science, Technology & Climate Change Department

Suggestive list of species for plantation
Under "Chief Minister's Institutional Plantation Programme" to be conducted during 15th July - 15th August 2022

Sl. No.	Local/ Common name	Scientific name	Utility	Habit	Saplings raised from
1	অগক (Agar Wood)	<i>Aquilaria malaccensis</i> Lam.	Wood medicinal, sometimes used as fuel wood, infected wood highly economic	Big tree	Seeds
2	অমবা(Hog plum)	<i>Spondias pinnata</i> (L.f.) Kurz	Bark, leaves, fruits medicinal, fruits edible, leaves & fruits animal feed	Medium tree	Seeds
3	অর্জুন (Arjun tree)	<i>Terminalia arjuna</i> (Roxb. ex DC.) Wight & Arn.	Bark, fruits medicinal, sometimes used as fuel wood, suitable for road-side plantation	Big tree	Seeds
4	অশোক (Sita Ashok)	<i>Saraca asoca</i> (Roxb.) Willd.	Bark medicinal, ornamental, evergreen, suitable for road-side plantation	Medium tree	Seeds, branch cuttings, air-layering
5	আম (Mango tree)	<i>Mangifera indica</i> L.	Fruits edible and used for pickle making, shelter for epiphytic plants & birds, good fuel wood, evergreen, suitable for road-side plantation	Big tree	Seeds, air-layering, grafting
6	আমলিখি (Indian gooseberry)	<i>Phyllanthus emblica</i> L.	Fruits medicinal, edible and used for pickle making	Medium tree	Seeds
7	এজার (Common Crape Myrtle)	<i>Lagerstroemia indica</i> L.	Roots, bark, leaves, flowers medicinal, ornamental, suitable for road-side plantation	Medium tree	Seeds, stem cuttings
8	কঠাল (Jackfruit)	<i>Artocarpus heterophyllus</i> Lam.	Bark, leaves (latex) medicinal, fruits edible, leaves animal feed, evergreen	Big tree	Seeds
9	কবছ (Indian beech)	<i>Pongamia pinnata</i> (L.) Pierre	Leaves, flowers, green pods medicinal, ornamental, evergreen, suitable for road-side plantation	Medium tree	Seeds, stem cuttings
10	কবদৈ (Star fruit)	<i>Averrhoa carambola</i> L.	Leaves, fruits, flowers medicinal, fruits edible and used for pickle making, fuel wood, evergreen	Medium tree	Seeds
11	কবরী (Yellow oleander)	<i>Cascabela thevetia</i> (L.) Lippold	Bark, leaves, fruits medicinal but toxic, ornamental, evergreen, suitable for road-side plantation	Small tree	Seeds, stem cuttings
12	কুজীথেকেবা (Cowa fruit)	<i>Garcinia cowa</i> Roxb. ex Choisy	Root bark, leaves, fruits medicinal, processed fruits edible	Medium tree	Seeds
13	কৃষ্ণচূড়া (Flame Tree)	<i>Delonix regia</i> (Hook.) Raf.	Leaves, flowers medicinal, ornamental, good fuel wood, suitable for road-side plantation	Medium tree	Seeds
14	গুলঞ্চ (White frangipani)	<i>Plumeria alba</i> L.	Root bark, flowers, seeds medicinal, ornamental, evergreen	Small tree	Apical branch cuttings

15	জলফাই (Indian Olive)	<i>Elaeocarpus floribundus</i> Blume	Bark, leaves, fruits medicinal, fruits edible & used for pickle making, fuel wood, evergreen, suitable for road-side plantation	Big tree	Seeds
16	জবাফুল (Chinese hibiscus)	<i>Hibiscus rosa-sinensis</i> L.	Flowers, leaves medicinal, ornamental, evergreen	Small tree	Stem cuttings, air-layering
17	ডালিম (Pomegranate)	<i>Punica granatum</i> L.	Bark, fruits medicinal, seeds edible	Small tree	Seeds, Stem cuttings
18	তেতেলি (Tamarind)	<i>Tamarindus indica</i> L.	All plant parts medicinal, suitable for road-side plantation	Big tree	Seeds
19	নাহৰ (Ceylon iron wood)	<i>Mesua ferrea</i> L.	Bark, leaves, flower buds, seeds medicinal, timber, ornamental, evergreen, suitable for road-side plantation	Big tree	Seeds
20	পুট্রাজীৱা (Putranjiva tree)	<i>Putranjiva roxburghii</i> Wall.	Leaves, pods medicinal, ornamental, evergreen, suitable for road-side plantation	Medium tree	Seeds, stem cuttings
21	বকুল (Spanish cherry)	<i>Mimusops elengi</i> L.	Bark, flowers, fruits, seeds medicinal, shelter for epiphytes & birds, fuel wood, evergreen, suitable for road-side plantation	Big tree	Seeds
22	ববজামুক (Malabar plum)	<i>Syzygium cumini</i> (L.) Skeels	Bark, fruits medicinal, fruits edible, animal shelter, fuel wood, suitable for road-side plantation	Big tree	Seeds, air-layering
23	ভোমোৰা (Bastard myrobalan)	<i>Terminalia bellirica</i> (Gaertn.) Roxb.	Fruits medicinal, fuel wood, also timber, fruits & leaves animal feed, suitable for road-side plantation	Big tree	Seeds
24	মধুৰিআম (Guava)	<i>Psidium guajava</i> L.	Bark, leaves, flowers, fruits, roots medicinal, fruits edible, leaves animal feed	Small tree	Seeds, grafting, air-layering, root cuttings
25	মহানিম (Indian lilac)	<i>Azadirachta indica</i> A.Juss.	Leaves, bark, flowers, seeds medicinal, fuel wood, evergreen, suitable for road-side plantation	Medium tree	Seeds
26	ৰঙাকাঞ্চন (Purple Bauhinia)	<i>Bauhinia purpurea</i> L.	Bark, leaves, flowers medicinal, ornamental, suitable for road-side plantation	Medium tree	Seeds, stem cuttings
27	বাঙলফুল (Jungle flame)	<i>Ixora coccinea</i> L.	Bark, leaves, flowers, roots medicinal, ornamental	Shrub	Stem cuttings
28	বাধাচূড়া (Peacock flower)	<i>Caesalpinia pulcherrima</i> (L.) Sw.	Bark, leaves, flowers, seeds medicinal, ornamental, fuel wood, suitable for road-side plantation	Medium tree	Seeds, stem cuttings
29	লিচু (Litchi)	<i>Litchi chinensis</i> Sonn.	Root bark, flowers, fruits, seeds medicinal, fruits edible, fuel wood, evergreen, suitable for road-side plantation	Medium tree	Seeds, grafting, air-layering
30	লেটেকু (Burmese grape)	<i>Baccaurea ramiflora</i> Lour.	Fruits, seeds medicinal, fruits edible, evergreen	Medium tree	Seeds, branch cuttings
31	শগুণীলতা (Heart-leaved moonseed)	<i>Tinospora cordifolia</i> (Willd.) Miers	Root, stem, leaves medicinal, climber	Climber	Seeds, Stem cuttings

32	শিলিখা (Chebulic myrobalan)	<i>Terminalia chebula</i> Retz.	Fruits, bark medicinal, timber, suitable for road-side plantation	Big tree	Seeds
33	শেরালী (Night jasmine)	<i>Nyctanthes arbor-tristis</i> L.	Root, bark, flowers, seeds medicinal, ornamental	Small tree	Seeds, stem cuttings
34	সোণাৰু (Golden tree)	<i>Cassia fistula</i> L.	Bark, leaves, roots, pods medicinal, ornamental, suitable for road-side plantation	Big tree	Seeds, stem cuttings, air-layering
35	হুলপদ্ম (Cotton rosemallow)	<i>Hibiscus mutabilis</i> L.	Leaves, flowers medicinal, ornamental, prevents river bank erosion, suitable for road-side plantation	Small tree	Seeds, Stem cuttings

N.B. (i) Other native plant species may also be considered suitable for plantation in the premises, (ii) Habit of the plant is based on general observation only

Plantation Guidelines for Sapling that raised from seeds, cuttings, grafting, air-layering, etc.

- * Choose a suitable site that is appropriate for the particular plant species. If the site is low land then raise the level of the site as per requirement looking at the ground level.
- * Maintain approximate spacing for plantation: Big tree 20ft.; Medium tree 15 ft. & Small tree 10 ft., Climber: It requires big host plant to climb over.
- * After sapling collection plant it within a day or two.
- * Cut the wrapping from top at one side and remove the sapling gently from its original wrapping with root mass.
- * Dig a hole on the selected site at least two-three times bigger than the root ball or root mass of the sapling.
- * Put some amount of dry organic fertilizer up to 6-8 cm height or raise the bottom of the hole to maintain the top level of the root mass of the sapling with the ground level.
- * Put the sapling in the middle of the hole carefully with root mass and make sure that the tree is straight and plumb.
- * Backfill the entire hole with the existing soil and organic fertilizer and spray required water on the backfilled hole.
- * Gently compact the surface of the backfill hole and ensure that the sapling is properly planted.
- * Take a photograph of each planted sapling with geo-tagging and upload in the web portal "shyamoleechouhad.assam.gov.in" and repeat the same after each six-month till three years.
- * If necessary a proper size bamboo guard is to be erected around the plant saplings to avoid damage by cattle or unwanted elements.
- * If the planted sapling is not survived then replace it immediately with a healthy one.
- * The sapling may be considered as a part of your family that needs regular monitoring up to its growth about 8 ft. height.